

Series BN

Small Batch Mixer, 1750 rpm

Direct Drive, Clamp Mount

Neptune's premier line of small direct drive mixers for mixing small batches of low viscosity fluids.

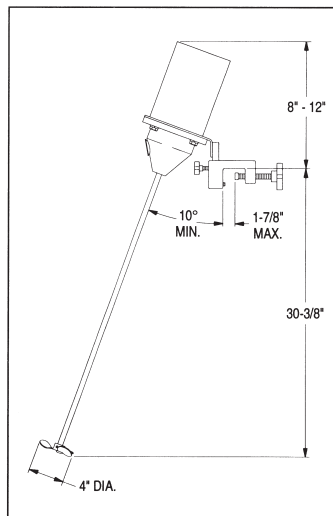
Features

- Mounting ease. Clamp cannot slip, preventing propeller from hitting side of tank.
- Quick, easy adjustment between "angled-on-center" and "angled-off-center" positions without tools.


- Coupling is fully enclosed.
- Motors are available in TEFC or explosion-proof enclosures (56C frame). Air motors also available.
- Off-the-shelf delivery.
- Shaft and Prop 316SS.
 - PVC coating available.
- Clamp adjusts to any angle.

Model Number	Standard Motor Description	Shaft Length	Shaft Diameter
Totally-enclosed fan-cooled (TEFC)			
BN-1.0	1/4 HP-1-115/230	32"	1/2"
BN-2.0	1/3 HP-1-115/230	32"	1/2"
BN-2.2	1/3 HP-3-230/460	32"	1/2"
BN-3.0	1/2 HP-1-115/230	32"	5/8"
BN-3.2	1/2 HP-3-230/460	32"	5/8"
Explosion-proof class 1 group D (EP)			
BN-2.1	1/3 HP-1-115/230	32"	1/2"
BN-2.3	1/3 HP-3-230/460	32"	1/2"
BN-3.1	1/2 HP-1-115/230	32"	5/8"
BN-3.3	1/2 HP-3-230/460	32"	5/8"
Air motor			
BN-4.0	1/4 HP to 1/2 HP AIR	32"	5/8"

To develop 1/4 HP at 1725 RPM requires 10 CFM at 15 PSI;
 1/3 HP at 1725 RPM requires 12 CFM at 20 PSI;
 1/2 HP at 1725 RPM requires 22 CFM at 40 PSI.



MODEL BN-3.0



Laboratory-type Air Mixer
MODEL L-1-AC
 with C-clamp as shown

Series L

Laboratory Mixers

Bar, Clamp and Bracket Mount

Neptune's Laboratory Mixers are available in air or electric drive with clamp or bracket mount. The air motors include a control valve and muffler. Shaft and Prop 316SS.

Model L-1-AC includes a C-clamp and the air supply pipe passes through the C-clamp. Model L-1-A does not include a C-clamp but the air supply pipe will fit a standard one-half-inch laboratory bar clamp.

Cord and plug are standard with 1550 rpm electric models. Operating speed ranges from 200 to 2000 rpm with air motors.

Model Number	Standard Motor Description	Mount Type	RPM	Shaft Length	Prop. Diameter	Shaft Diameter
Totally-enclosed fan-cooled (TEFC)						
L-1-CL	1/20 HP-115-60	"C" Clamp	1550	30"	3"	5/16"
L-1-CL 24	1/20 HP-115-60	"C" Clamp	1550	24"	3"	5/16"
L-1-CL 18	1/20 HP-115-60	"C" Clamp	1550	18"	3"	5/16"
L-1-BK	1/20 HP-115-60	Bracket	1550	30"	3"	5/16"
Air motor						
L-1-A	*HP Air Motor	Lab Clamp	Variable	20"	3"	5/16"
L-1-AC	*HP Air Motor	"C" Clamp	Variable	20"	3"	5/16"

Air (speed) control valve included on air motor models
 * Develops 0.10 HP @ 2000 RPM Requires 6 CFM @ 60 PSI
 0.175 HP @ 2000 RPM Requires 10 CFM @ 60 PSI



MODEL L-1-BK



MODEL L-1-CL

Series A and B Economy Batch Mixer, 1750 rpm Direct Drive Clamp Mount

Neptune's economy line of small direct drive mixers for small batches of low viscosity fluids.


Features

- Universal motor mount accepts 48 and 56 frame foot mounted motors.
- Motors are available in TEFC or explosion-proof enclosures. Air motors also available.
- Off-the-shelf delivery.
- Shaft and Prop 316SS.
 - PVC coating available.
- Clamp adjusts to any angle.

Model Number	Standard Motor Description	Shaft Length	Shaft Diameter
Totally-enclosed fan-cooled (TEFC)			
A-1.0	1/4 HP-1-115	32"	1/2"
B-1.0	1/4 HP-1-115/230	32"	1/2"
B-2.0	1/3 HP-1-115/230	32"	1/2"
B-3.0	1/2 HP-1-115/230	32"	5/8"
B-3.2	1/2 HP-3-230/460	32"	5/8"
Explosion-proof class 1 group D (EP)			
B-3.1	1/2 HP-1-115/230	32"	5/8"
Air motor			
B-4.0	1/4 HP to 1/2 HP AIR	35"	5/8"

To develop

1/4 HP at 1725 RPM requires 10 CFM at 45 PSI; 1/3 HP at 1725 RPM requires 14 CFM at 60 PSI; 1/2 HP at 1725 RPM requires 18 CFM at 80 PSI.




Series BF Direct Drive Air Mixer Flange Mount

Neptune's flange mounted, air driven mixer uses 316SS shaft and 316SS marine propellers.

Single propeller models have one left-handed propeller pumping downward in normal operation.

Dual propeller models have one each left-hand and right-hand propellers providing counterflow mixing.

Air control valve included to allow speed adjustment. Motor may be stalled without damage.



**MODEL
BF-7.4-27S**

Model Number	Motor Horsepower	Mounting Flange	Shaft		Propeller Size	
			Diameter	Length	Single	Dual*
BF-5.4-15S	1 HP Air Motor	6"	5/8"	15"	6"	6"
BF-5.4-27S	1 HP Air Motor	6"	5/8"	27"	6"	6"
BF-5.4-48S	1 HP Air Motor	6"	5/8"	48"	6"	6"
BF-7.4-27S	2 HP Air Motor	7"	3/4"	27"	8"	8"
BF-7.4-48S	2 HP Air Motor	7"	3/4"	48"	8"	8"
BF-7.4-60S	2 HP Air Motor	7"	3/4"	60"	8"	8"
BF-8.4-27S	3 HP Air Motor	7"	1"	27"	10"	10"
BF-8.4-48S	3 HP Air Motor	7"	1"	48"	10"	10"
BF-8.4-60S	3 HP Air Motor	7"	1"	60"	10"	10"

Air set not included. Order P/N 100804 for complete air set consisting of regulator, filter and lubricator.

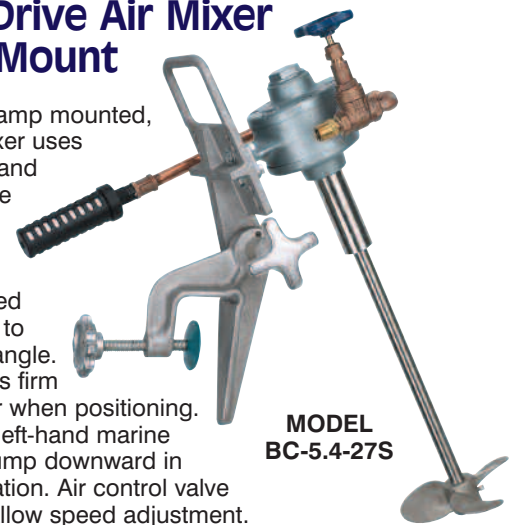
* To specify dual props: change "S" in Model Number to "D".

Air Consumption: 1 HP – 16 CFM at 70 PSI; 2 HP – 20 CFM at 70 PSI; 3 HP – 30 CFM at 70 PSI.

Series BC Direct Drive Air Mixer Clamp Mount

Neptune's clamp mounted, air driven mixer uses 316SS shaft and 316SS marine propellers.

Knob allows clamp to be loosened without tools to adjust shaft angle. Handle allows firm grip on mixer when positioning. Three blade left-hand marine propellers pump downward in normal operation. Air control valve included to allow speed adjustment. Motor may be stalled without damage.



**MODEL
BC-5.4-27S**

Model Number	Motor Horsepower	Shaft		Propeller Size	
		Diameter	Length	Single	Dual*
BC-5.4-27S	1 HP Air Motor	5/8"	27"	6"	6"
BC-5.4-36S	1 HP Air Motor	5/8"	36"	6"	6"
BC-5.4-48S	1 HP Air Motor	5/8"	48"	6"	6"
BC-7.4-27S	2 HP Air Motor	3/4"	27"	8"	N/A
BC-7.4-36S	2 HP Air Motor	3/4"	36"	8"	8"
BC-7.4-48S	2 HP Air Motor	3/4"	48"	8"	8"
BC-7.4-60S	2 HP Air Motor	3/4"	60"	8"	8"

Air set not included. Order P/N 100804 for complete air set consisting of regulator, filter and lubricator.

* To specify dual props: change "S" in Model Number to "D".

Air Consumption: 1 HP – 16 CFM at 70 PSI;
2 HP – 20 CFM at 70 PSI.